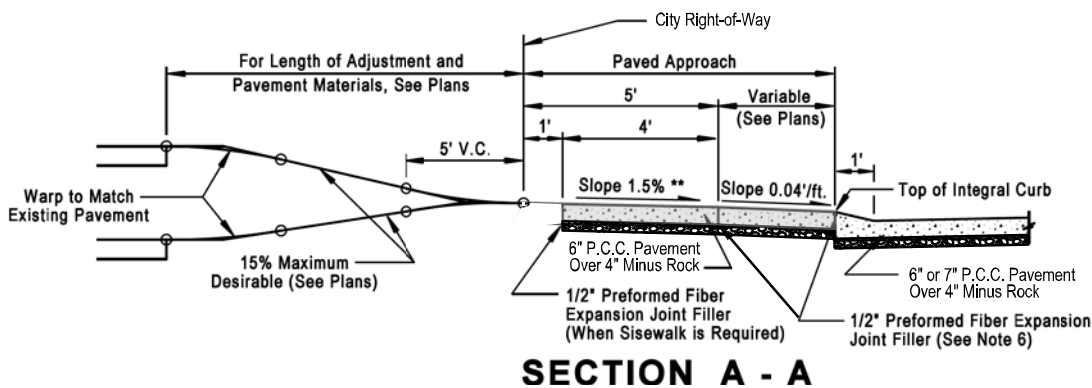
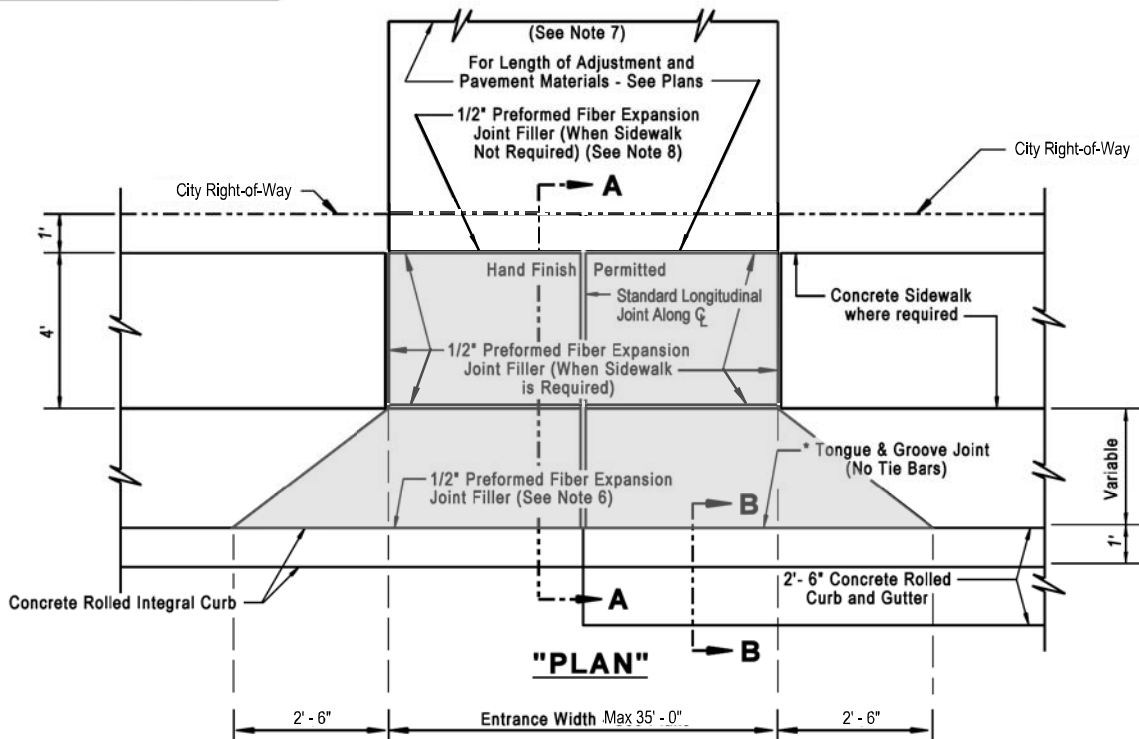
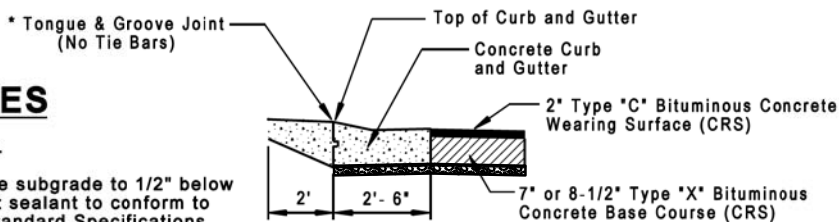


NEW	REVISIONS			
2-1972	11-2-98	7-31-07	6-19-08	1-1-10



GENERAL NOTES

- 1) Do not scale drawing, follow dimensions.
- 2) All expansion joints shall extend from the subgrade to 1/2" below top of finished surface of concrete. Joint sealant to conform to Section 1057 of the "St. Louis County Standard Specifications for Highway Construction".
- 3) Curb and joint dimensions shown in "Pavement Construction Details - Joints and Curbs", Standard Drawing C502.03.
- 4) The thickness of the first section of sidewalk on each side of the entrance shall be increased to match the driveway approach pavement thickness (6 inches).
- 5) Joint material shall comply with Standard Specification 1057.6, Preformed Fiber Expansion Joint Material (AASHTO M 213).
- 6) For construction details for driveways opposite "T" intersections or on outside of a curve, refer to "Entrance Construction Details - Guidelines for Joint Filler Installation", Std. Dwg. C608.10.
- 7) 1/2" Premolded Fiber Expansion Joint Material is required between the garage and the driveway.
- 8) For locations other than in the public road right-of-way, it is recommended that the 1/2" Preformed Fiber Expansion Joint Filler be placed at the first joint location from the street edge.



*Standards adopted by the City of Bridgeton per section 410.110 of the City Code.

SAINT LOUIS COUNTY
DEPARTMENT OF HIGHWAYS AND TRAFFIC
CLAYTON, MISSOURI

ENTRANCE CONSTRUCTION DETAILS
**RESIDENTIAL
CONCRETE ENTRANCES**

REVISION DATE: January 1, 2010

DRAWING
C608.00